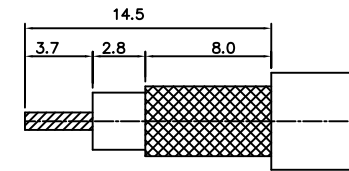
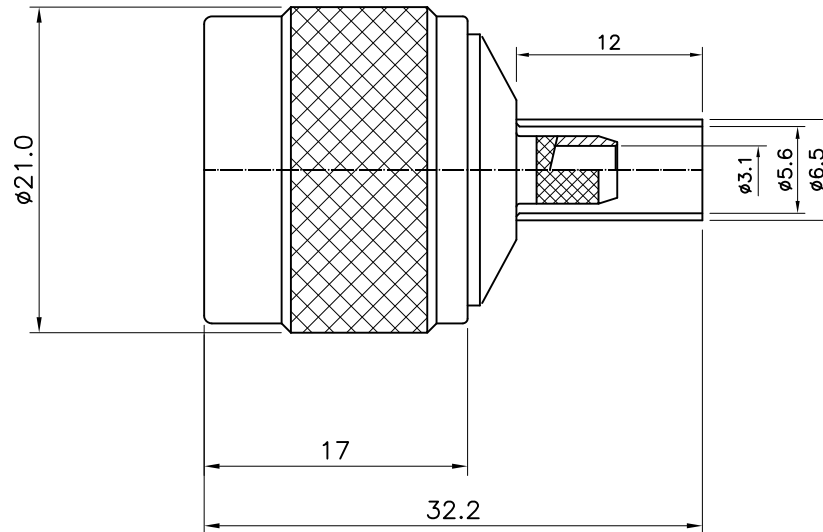


No.	Revision	Date	Name
1	PN Change from 1N-112-00	11/07/2013	B.G.YUN
2			

SPECIFICATIONS

1. IMPEDANCE: 50 Ohm
2. FREQUENCY RANGE: 0~6GHz
3. V.S.W.R.: 1.20:1max @6GHz

RoHS Compliant





Recommended Stripping DIM'S

Recommended Crimp DIES : HEX5.5

N-Type Straight PLUG
For CABLE RG400.223.LMR195,142

Connector parts	Materials	Finish
Coupling Cap	Brass	Nickel Plated
Body	Brass	Nickel Plated
Center contact	Brass	Gold Plated
Insulator	TEFLON	-
Ferrule	Brass	Nickel Plated

CUSTOMER

NO.	DESCRIPTION	Q'TY	MATERIAL	FINISH	REMARKS.
PARTS No. N-112-001		NAME N Type-SP-400			APPROVED
MATERIAL		FINISH		TOLERANCES OTHERWISE SPEC. ±0.05 ANGLES ±1°	
		SCALE		UNIT mm	 DESIGNED S.J.LEE
 DONGJIN TI.		DWG NO. N-112-001			DATE. 30/APR/2007